

# Boland Streamlines Energy Reporting for Client Buildings & Portfolios

Boland, a leading intelligent building technology and energy services provider in the Washington, D.C./Baltimore metropolitan area, previously generated dozens of energy analysis reports by hand for their clients every month. Clearly, they needed a faster, more efficient way to aggregate and visualize energy data, and summarize building performance.

## Key Reporting Challenges

- Manual reports were time-consuming, labor-intensive and inefficient
- Template creation was not easily repeatable, resulting in inconsistent deliverables
- High-value employees wasted too much time cutting and pasting data from multiple sources to create individualized reports for specific clients and account managers

## Results

After launching Insights Architect custom reporting, Boland was able to:

- Replace their inefficient reporting structure with useful, consistent and easy-to-understand deliverables at both the individual building and portfolio levels
- Get on-demand access to highly polished reports for any client building or portfolio
- Save hours of high-value analyst and engineering resources every month
- Consistently engage clients with professional, insightful reports branded for Boland and aligned with their services

## Solution

Boland consulted with EnergyPrint's Insights Architect team to create a pair of data visualization templates featuring the specific data they needed. The first template was a portfolio report with management-level metrics providing an at-a-glance view to easily compare buildings and quickly identify outliers. The second template was a report focusing on individual building metrics. Boland's account managers use these to more fully engage their clients and to prospect other services and energy improvement projects.

# **BOLAND**

[boland.com](http://boland.com) | (800) 552-6526 | [info@boland.com](mailto:info@boland.com)

**"Insights Architect took our data visualization and reporting to the next level. Not only did it help us eliminate our time-consuming, manual processes with more efficient methods, it professionalized the look and feel of our reports, making them more credible and useful in the process. A huge burden has been lifted from my team."**

**-Mechelle Munn,**  
Intelligent Services Program Manager



# Sample Report

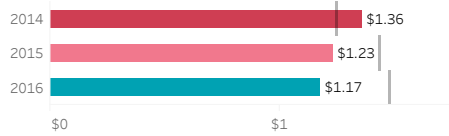


boland.com | (800) 552-6526 | info@boland.com

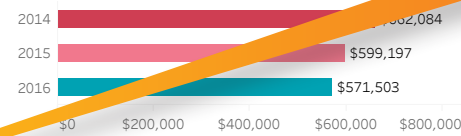
## Building Performance



### Cost Per Square Foot

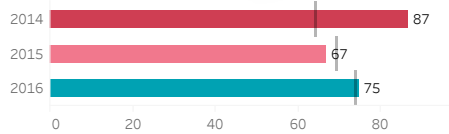


### Total Cost

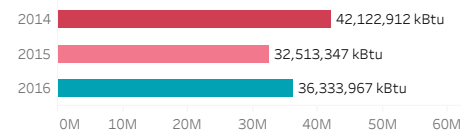


Industry Average

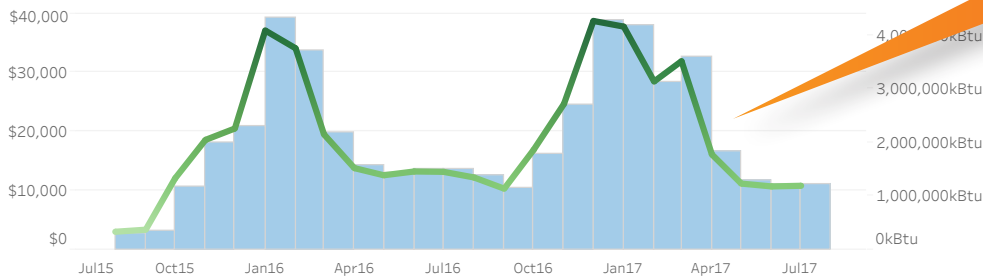
### Usage Per Square Foot



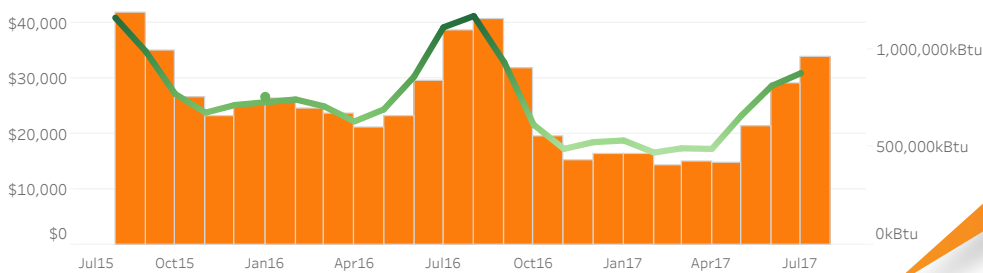
### Energy Usage



### Gas



### Electric



### Challenge

Boland needed a fast, efficient way to summarize client building performance without the need to manually build reports.

### Solution

With Insights Architect, Boland built two report templates with the energy metrics they needed to report consistently.

### Results

Insights Architect provides Boland with on-demand access to polished reports and saves hours of high-value resources.

